

*Interior Planning Guide*



**Gulfstream**  
G150<sup>®</sup>



# Sit back, relax. It's a Gulfstream.

**A**s you work or relax in the quiet comfort of the Gulfstream G150<sup>®</sup>, the miles and hours seem to slip away unnoticed. Gulfstream engineers were not content to create the world's best high-speed, wide-cabin, high-performing business jet in its category, they were intent on delivering the safest, most comfortable and productive interior environment as well. Gulfstream Select Interiors™ has been developed to perfect every facet of the cabin design to minimize the strain of long-range travel and to provide an abundance of personal comforts.



*Select Interiors*

The G150 features a unique oval cross-section for more seated head room, shoulder room and leg room than its nearest competitor in the mid-size category. Three available cabin layouts with typical seating for six to eight passengers and a more efficient use of the available cabin space provides versatility in the cabin along with comfortable seating and a wider aisle.

The oval windows increase the sense of spaciousness while providing breathtaking views. More importantly, during daylight they brighten the cabin substantially with an abundance of natural light, helping to counter the effects of jet lag. Equally significant for passenger well-being is the 100 percent fresh air system dramatically reducing the discomfort of air travel and health risks of breathing recirculated air.





*Featured in this photo is The Universal 7. Accommodating seven passengers in an elegant design filled with soft lines and brilliant details, this cabin offers a distinct elegance to flight travel. Offering a selection of fine leathers, quality upholstery fabrics, wood veneers and gleaming metal accents chosen by our designers, your aircraft will be transformed into a personal reflection of your taste by Gulfstream's finest craftsmen. Complemented by the world's highest standards in entertainment amenities from a masterful audio system with individual headphones to a DVD and moving map display, each travel experience becomes a spectacular occasion.*



# Your efficient mobile office.

The world moves faster every day. Meetings, commitments and opportunities have us traveling at an unprecedented rate. And while advances in technology have positively impacted our ability to succeed, technology in itself will never surpass a face-to-face meeting.

For the accomplished and discerning executive, business while enroute needs to continue as if you never left the office. In short, timeless sophistication meshes with advanced, purposeful technology and meaningful amenities, making travel by air as pleasurable as the destination itself.

## *Cabin electronics include:*

- Master control for lighting and entertainment systems
- Passenger information system
- Individual headphone controls at each passenger seat
- Three 110 volt outlets
- Dual channel irridium Satcom system



# Quality beyond all expectations.

With the help of Gulfstream interior designers, engineers and skilled craftsmen, Gulfstream can create a one-of-a-kind environment that is conducive for every preference and mission requirement.

Each configuration provides superior comfort, craftsmanship and meticulous attention to detail that has built Gulfstream's strong reputation. Like all Gulfstream aircraft, the G150 features advanced communications capabilities allowing you to make the most of your time onboard. There is power for laptop computers or DVD players.



## *Optional Equipment*

the items listed below are available as options at an additional cost:

- ADF #2 - exchange NAV-4500 for NAV-4000
- HF #2
- Flight Data Recorder, Honeywell via DCU (no control force or position parameters)
- IRS - Honeywell LASEREF V
- L3 Comm Storm Scope
- AFIS - Honeywell
- Datalink - 3rd Collins/Universal VHF-4000 and Collins RIU-4000
- Single Collins IFIS
  - Includes electronic Jepp charts and map overlays
- Paperless Cockpit - Dual IFIS
  - Includes electronic Jepp charts and map overlays
- Collins Graphical Weather
- XM Cockpit Weather Graphics
- Collins FMS 3-D Map
- Collins Electronic Checklist
- Microwave or High-Temp Oven
- Individual Cabin Monitors
- Two-tone Paint
- Export Certificate of Airworthiness
- Aircraft Certified to FAR 135
- Belted Lav
- XM Radio
- Long-range Oxygen Bottle
- JAR Ops 1 Certification
- Seat Storage Drawer
- Wood Veneer Handrails

Whether you need a high-productivity office environment or a low-key retreat, The Executive 6, The Universal 7 and The Hallmark 8 can help you achieve your vision for the perfect aircraft interior.

G150 cabins include manual window shades, a passenger information system and a dual-channel Satcom system with three handsets.

The lavatory, located in the aft cabin, features a vanity and sink with water supply, illuminated vanity mirror, a 110-volt outlet and a closet to store coats and luggage.

Outfitted for cold meal service, the galley features two hot liquid containers, an ice drawer and storage for food and beverages.



---



## THE EXECUTIVE 6

Designed for maximum comfort and storage space, this cabin configuration seats six passengers. The spaciousness of the forward four-club chair grouping offers ample space for meetings and dining, while the two forward-facing club chairs in the aft cabin are perfect for quiet conversation or support staff.

---

## THE UNIVERSAL 7

This configuration provides the same comfortable four-seat grouping as The Executive, but by replacing a club chair with a two-place divan, the interior can now accommodate an additional passenger. The aft cabin serves as a meeting or dining space, while the forward cabin is suitable for relaxed conversation.



---

## THE HALLMARK 8

Designed for maximum passenger capacity, this interior can accommodate eight passengers. The spacious aft four-club chair grouping offers comfortable space for meetings and dining, while the forward two-place divan and single club chair provide additional seating in a more casual arrangement.

# Standard Equipment

## GALLEY

- Two hot liquid containers
- Drip tray with overboard drain
- Ice drawers with overboard drain
- Gasper cooled food storage
- Storage for snacks, beverages, food and other supplies
- Trash receptacle
- Two cup dispensers
- Entertainment equipment storage including:
  - Dual DVD / CD player
  - Video monitor
- One 110-volt outlet

## CABIN COMFORT

- Interior Periphery:
  - Headliner
  - Passenger oxygen
  - Manual window shades
  - Passenger service units:
    - Reading and table lights
    - Swivel air outlets
    - Audio system speakers
    - General cabin lighting
- Seating:
  - Six single seats
  - Drink holders at each single seat
  - Pull-out tables between each set of single seats
- Carpet runner
- Throw rugs
- Spare entry, aisle and lavatory carpet
- Storage closet

Note: Choose from a selection of premium quality leathers, upholstery fabrics, wood veneers, metal plating and 100% wool carpeting.

Decorative inlays, exotic covering materials and hand-woven carpeting available at an additional cost.

## LAVATORY

- Headliner incorporating the following:
  - Air vent
  - Reading light
  - Oxygen
  - Passenger address speaker
- Sliding doors between lavatory and cabin
- Vanity with sink
- Chemical toilet with external service
- Illuminated vanity mirror with storage
- Vanity cabinet with storage
- Trash receptacle
- Soap dispenser
- One 110-volt outlet
- Closet

## CABIN ELECTRONICS

- Master control for lighting and entertainment systems
- Passenger information system
- Individual headphone controls at each passenger seat
- Three 110-volt outlets
- Dual channel iridium system

## EXTERIOR PAINT

- Single base color with up to five stripes

## MISCELLANEOUS MODIFICATIONS

- Common keyed locks
- Life vests and rafts
- Water system
- Acoustical main entry curtain
- Therapeutic oxygen outlet and mask
- ELT





# The Gulfstream G150<sup>®</sup>

## PERFORMANCE

*Maximum Range.....	2,950 nm / 5,467 km
(4 passengers, 2 crew and NBAA IFR reserves)	
Long-Range Cruise Speed.....	Mach 0.75 / 430 ktas / 796 km/h
Normal Cruise Speed.....	Mach 0.80 / 459 ktas / 850 km/h
Mmo (Maximum Operating Mach Number).....	Mach 0.85
Takeoff Distance (SL, ISA, MTOW).....	5,000 ft / 1,524 m
Landing Distance (SL, ISA, MLW).....	2,880 ft / 878 m
Initial Cruise Altitude.....	41,000 ft / 12,497 m
Maximum Cruise Altitude.....	45,000 ft / 13,716 m

## WEIGHTS

Maximum Takeoff Weight.....	26,100 lb / 11,839 kg
Maximum Landing Weight.....	21,700 lb / 9,843 kg
Maximum Zero Fuel Weight.....	17,500 lb / 7,938 kg
**Basic Operating Weight (including 2 crew).....	15,100 lb / 6,849 kg
**Maximum Payload.....	2,400 lb / 1,089 kg
**Payload with Maximum Fuel.....	850 lb / 386 kg
Maximum Fuel Weight.....	10,300 lb / 4,672 kg

## DESIGN STANDARDS

Engines (2).....	Honeywell TFE 731-40AR-200G
Rated Takeoff Thrust (each).....	4,420 lb / 19.66 kN
Passengers: Typical Outfitting.....	6-8

## INTERIOR


Cabin Length.....	17 ft 8 in / 5.38 m
Cabin Height.....	5 ft 9 in / 1.75 m
Cabin Width.....	5 ft 9 in / 1.75 m
Cabin Volume.....	465 cu ft / 13.17 cu m
Total Baggage Volume.....	.80 cu ft / 2.27 cu m
• Externally Accessible.....	.55 cu ft / 1.56 cu m
• Internally Accessible.....	.25 cu ft / 0.71 cu m

## EXTERIOR

Length.....	56 ft 9 in / 17.30 m
Height.....	19 ft 1 in / 5.82 m
Wingspan.....	55 ft 7 in / 16.94 m

\* NBAA IFR theoretical range. Actual range will be affected by ATC routing, operating speed, weather, outfitting options and other factors.

\*\* Stated weights are based on theoretical standard outfitting configurations. Actual weights will be affected by outfitting options and other factors. All G150 specifications are based on preliminary data and are subject to change.





# Proven experience from the leader in the industry.

**F**or more than forty years, Gulfstream has led the way with aircraft performance, safety, technology and reliability. Today, Gulfstream is rewriting the record books with the revolutionary mid-size, wide-cabin, high-speed G150.

The purchase of a Gulfstream aircraft brings with it long-term benefits and more than a half century of experience in perfecting the art of flight. Your investment results in ceaseless loyalty by a proven team.

With Gulfstream Select Interiors, our professionals ranging from interior designers and craftsmen to engineers and machinists are dedicated to creating and maintaining the beauty, comfort, quality and productivity of your aircraft from production to operation.



*Select Interiors*

# Gulfstream®

A GENERAL DYNAMICS COMPANY

500 Gulfstream Road, M/S C-10 • Savannah, GA 31407 USA  
Telephone: 1 (800) 810-GULF (4853)

[www.gulfstream.com](http://www.gulfstream.com)

© 2005 Gulfstream Aerospace Corporation

\* Floorplans shown are preliminary and subject to FAA certification.

\* All photographs contained in this brochure are the copyrighted property of Gulfstream and may not be reproduced in any way whatsoever without prior written permission from Gulfstream Aerospace Corporation.

\* NBAA IFR theoretical range. Actual range will be affected by ATC routing, operating speed, weather, outfitting options and other factors.

\* Takeoff and landing distances at sea level, standard day conditions at maximum weight. Actual distances will be affected by operating conditions such as slope, wind and other runway factors.

03.06.7M

5204